

**WHO LIVES IN BOWMAN'S STREAM?  
WORKSHEET**

NAME \_\_\_\_\_

BRIDGE 1: EDGE OF PLAYGROUND \_\_\_\_\_ BRIDGE 2: IN WOODS \_\_\_\_\_  
BRIDGE 3: WOODS BY PARKING LOT \_\_\_\_\_

Temperature of Air \_\_\_\_\_

Temperature of Water \_\_\_\_\_

PH \_\_\_\_\_

Depth of water \_\_\_\_\_


Color of water \_\_\_\_\_

Turbidity- cloudy \_\_\_\_\_ clear \_\_\_\_\_

Speed of water- fast \_\_\_\_\_ slow \_\_\_\_\_

**Plant I saw**

I found the plant: \_\_\_\_\_  
(bottom, floating, on a rock, etc)



**Animal I saw**

Name of animal \_\_\_\_\_  
What kind of animal is it?  
(insect, crustacean, amphibian)


This animal moves by \_\_\_\_\_

I found the animal \_\_\_\_\_



# WATER INSECTS (6 LEGS)

Dragonfly nymph



Mosquito larva




Damselfly nymph



Water strider (adult)



Water scavenger beetle adult



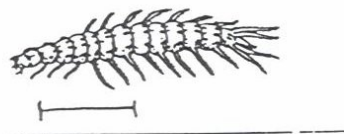
Water boatman (adult)



Backswimmer (adult)



Whirligig beetle larva



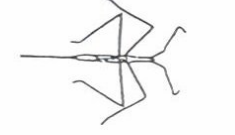
Giant water bug (adult)



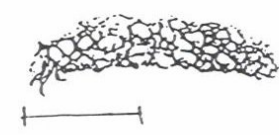
Whirligig beetle adult



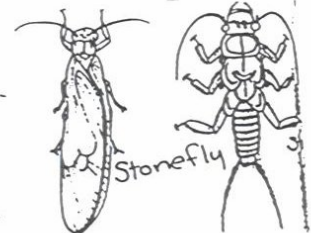
Water scorpion (adult)



Caddisfly larva



Midge larva (blood worm)



Stonefly

from 4H Pond and Stream Safari.